



**Community Safety & Maintenance Services**

**Waste Management Services**

**Kerbside Brown Bin Collections**

**5<sup>th</sup> May 2005**

# Statistics

- Population: 206,814
- 41% belong to minority ethnic groups
- 14.5% aged over 65
- 85,000 households
- 5,000 businesses

# Waste Tonriages

2003/4

- Domestic Waste: 66,700 tonnes
- Trade Waste: 8,000 tonnes
- CA Site Household Waste: 17,000 tonnes
- CA Site Trade Waste: 6,400 tonnes
- Recycled Waste: 12,770 tonnes



# Current service - Household Waste

- Wheeled bins since 1988
- Weekly collection
- Front curtilage
- No excess
- No limit to number of bins (£75 each)



# Current service - Kerbside

- Green Box since 1998 - 73,000 hhlds
- Fortnightly collection
- Paper, glass, cans, aerosols, textiles, aluminium foil, WEEE
- Front curtilage
- No limit to number of boxes (Free)



# Current Service - Organic

## Current Provision - Garden Waste Recycling

- Brown Bin (since 2003)
- 33,000 hhlds
- Fortnightly collection
- Front curtilage
- No limit to number of Bins (£25 each)
- Kitchen waste trial since October 2004.

# Landfill Directive

## **Targets** (to reduce landfilling of bio-degradable waste)

- Reduce to 35% (of 1995 levels) by 2010
- Reduce to 50% (of 1995 levels) by 2013
- Reduce to 75% (of 1995 levels) by 2020

# Landfill Directive

## LATS liability

- WLWA landfills 880,000 tonnes of waste p.a.
- At £150/ tonne potential liability is £120m to £170m additional expenditure by 2020 (i.e. £1.1 to £1.6m extra every year for Harrow).

# Changes in 2003/04

- Introduce separation of garden waste and cardboard at Civic Amenity Site
- June 2003. Launch Brown Bin scheme (Round 1 - 10,000 households)
- March 2004. Expand Brown bin scheme (Round 2 - 12,000 households)



# Changes in 2004/05

- Sept 2004. Expand Brown Bin scheme (Round 3 - 12,000 households)

- Oct 2004.

Kitchen Waste and cardboard added to Brown Bin.

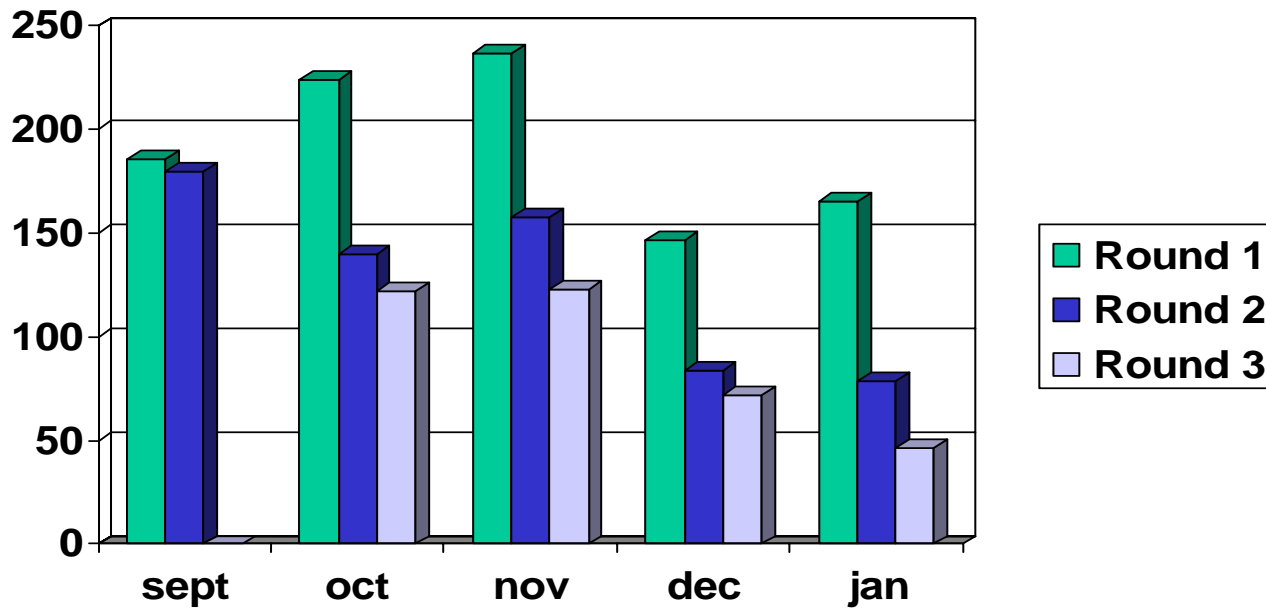
Rounds 1 and 2 (22,000 hhlds)

- Revised collection frequencies for the Brown Bin and residual waste bin in round 1.



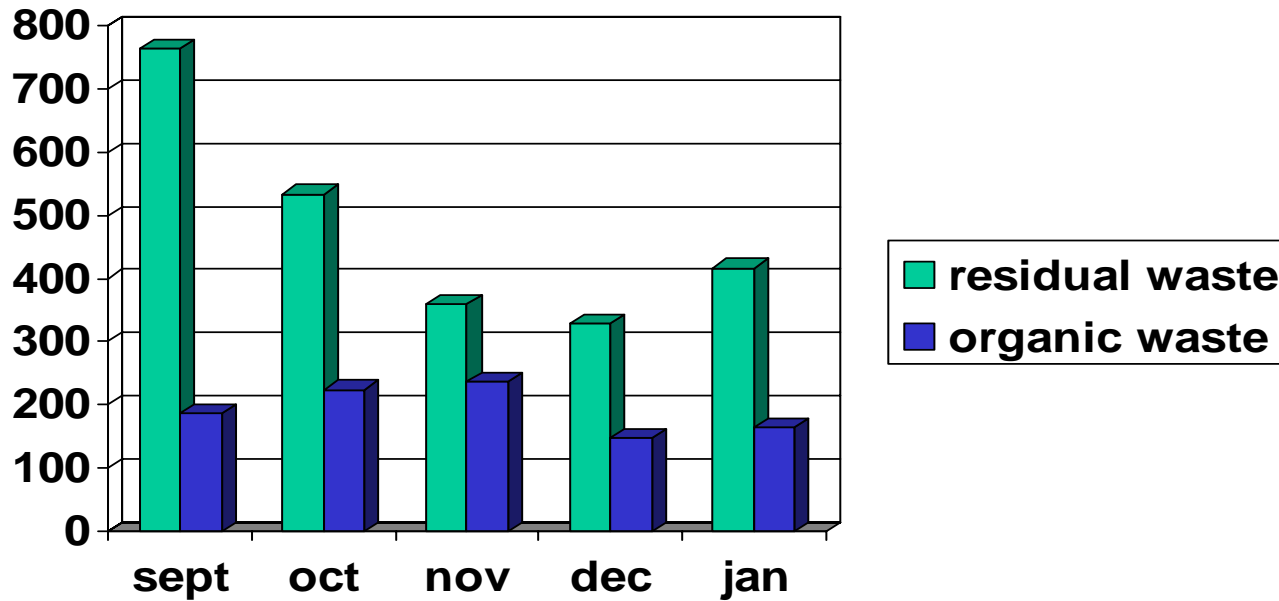
# Results - 1

Organic waste tonnages



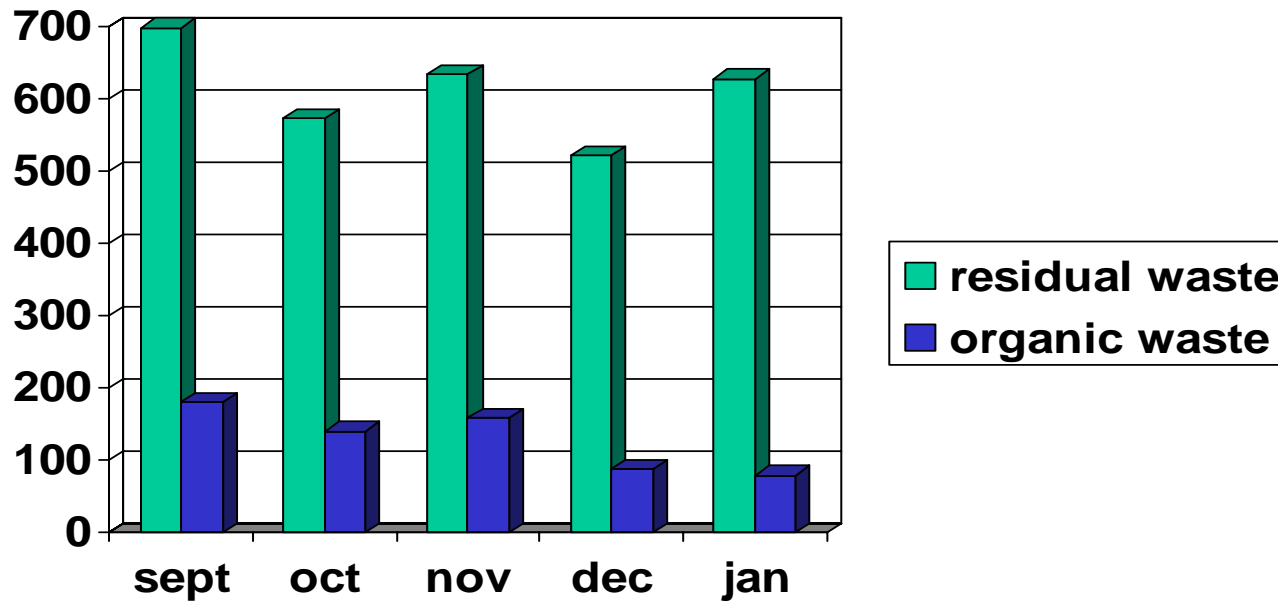
# Results - 2

Round 1 tonnages



# Results - 3

Round 2 tonnages



# Problems

- Publicity
- Abuse of staff
- Contamination
- Plastic bottles
- Green Boxes



# Residents survey

- 22,000 survey forms - 5200 returned

	Round 1	Round 2
Coping well with trial	70%	86%
Coping badly with trial	18%	6%
Scheme should be introduced across borough	75%	85%
How satisfied are you with recycling	71%	89%


# Changes in 2005/06

- Apr 2005. Cabinet decision on trial
- Kitchen waste and cardboard included
- Fortnightly collections
- Brown Bin rounds 4, 5, 6. May/June 2005.
- Limit of one residual waste bin per family
- 18 month change programme



# Change Programme

- Communication Plan
- Increase Green Box participation
- Plastic Bottles
- Recycling for Flats
- Contamination / Enforcement
- Incentive schemes



# Recycling Rates

- **9.8% in 2002/3**
- **13.2% in 2003/4** (Target 16%)
- **18.8% in 2004/5**
- **25.2% Target in 2005/6**

